



# *The Worshipful Company of Lightmongers*

## **A Guide for Formal Events**

### **Pour Memoire Card**

This will be sent to you by the Clerk, it will give you full details of the event including venue, timings and dress code. If you have not received your card by a week before the event, please contact the Clerk.

### **What time do I arrive?**

Start Time: e.g. 6.45 for 7.30pm. This means that the drinks reception will start at 6.45pm and the dinner will start at 7.30pm. Please aim to arrive at 6.45pm or soon after so that you can enjoy meeting other guests and not be late for the start of dinner.

Finish Time: 'Carriages' - this is the time the event is expected to finish but it may be later. If you are arranging transport please make appropriate allowances.

### **Reception**

You will usually be announced by the Beadle so that the Master can greet you before you go to the Livery Hall for pre-dinner drinks.

### **Mobile Phones**

These must not be used during dinner for any reason, and should be switched off before you go into dinner.

### **Call to dinner**

The Beadle will announce dinner. Please move as quickly as possible to your place in the Great Hall as shown in the Menu Card or on the board.

### **Procession**

The Master and Wardens and the principal guests process in and out of dinner, preceded by the Beadle - a slow handclap is traditional, with or without music.

### **Grace before the Meal**

Please remain standing whilst Grace is said; usually by the Chaplain.

### **During the meal**

Please remain in your seat and enjoy the company of those sitting near you. There will be an opportunity at the end of the formal part of the evening to socialise with other guests. There are no 'comfort breaks' and you are requested to only leave the Hall in an emergency. Please do not do so during Toasts (see below), speeches or the entertainment and only re-enter at a suitable break in proceedings.

## Rose Water bowl

At some dinners a bowl will circulate—the custom is to dip the corner of your napkin in the scented water so that it is moistened and can then be used to freshen hands and face after dinner.

## The Ceremony of the Loving Cup

This is said to date back to Saxon Times (before 1066) deriving from the assassination of King Edward the martyr whilst drinking, by command of Elfrida, his wife.

It was customary for our forefathers in drinking parties to pass round a large cup, from which each drank in turn to some of the company. He who thus drunk stood up and, as he lifted the cup with both hands, his body was exposed without defence to a blow. An enemy with the intention of murdering him often seized upon the occasion. Consequently, when one of the company stood up to drink, he required the companion who sat next to him to be his pledge. If the pledge consented, he stood up and raised his drawn sword in his hand to defend the drinker whilst consuming the drink.

Nowadays the cup passes round the table with each guest drinking to his neighbour. When the guest about to drink a Loving Cup stands up, those on either side of him also rise. The guest on one side stands with his back to the one who is about to drink, so as to protect him from attack. The drinker and the guest on his other side bow to each other, the second guest removes the lid, the drinker drinks, and wipes the rim of the cup with a napkin provided, and the second guest replaces the lid and the two bow to each other again. The same procedure is then followed by the second guest with his next neighbour, the original drinker now mounting guard, and the one who was protecting him sits down again.

## Toasts

There are usually three toasts:

(1) The Queen - proposed by the Master, is followed by one verse of the National Anthem, which all join in singing, then join in the toast "**The Queen**"

(2) The Prince Philip Duke of Edinburgh, the Prince of Wales, the Duchess of Cornwall and the other members of the Royal Family - proposed by the Master is followed by a half-verse of the National Anthem (no singing) then all join in the toast "**The Royal Family**"

3) Civic Toast - The response to the Toast The Lord Mayor and the City of London Corporation is "**The Lord Mayor**", unless the Sheriffs are present, in which case the toast is to "**The Lord Mayor, the City of London Corporation and the Sheriffs**" - proposed by the Master, is followed by one verse of "Oranges and Lemons" (no singing) then all join repeating the toast.

## Grace at the end of the meal

The words to the traditional Grace sung after every dinner are printed inside the Menu Card.

## Speeches and entertainment

These will be announced by the Beadle and you are asked not to talk during them.

## Stirrup Cup

This is the traditional name for a drink after the meal.

# Dress Code

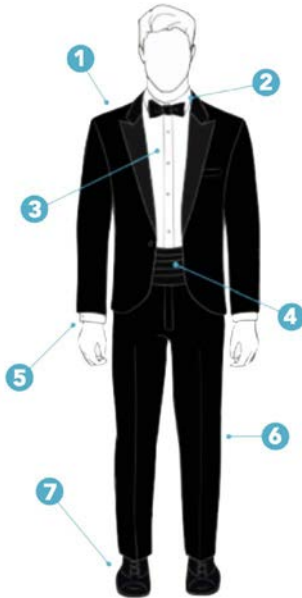
## Lounge Suit

Gentlemen - suit with shirt and Lightmongers Company tie


Ladies - smart dress, jacket, skirt or and trouser suit

## Black tie

### Gentlemen



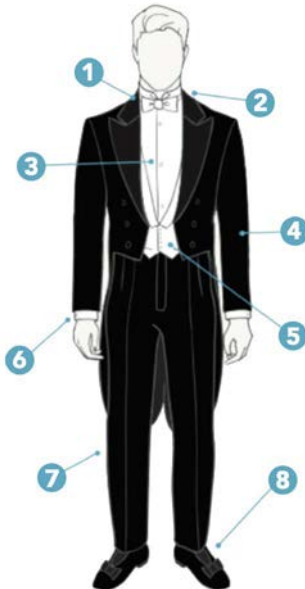
1. Black dinner jacket with satin lapel
2. Black bow tie
3. White dress shirt with double cuff
4. Black cummerbund or waistcoat (both optional)
5. Cufflinks
6. Black dinner jacket trousers with satin seam
7. Black leather or patent shoes



Ladies  
Long or short evening/ cocktail dress or evening trousers

## White tie

### Gentlemen



1. White full-dress shirt with white pique wing collar and double cuffs
2. White bow tie
3. White shirt studs
4. Black double breasted tailcoat
5. White waistcoat
6. White cufflinks
7. Black pleated trousers with satin seam
8. Black patent leather shoes



Ladies  
Long evening dress with shoulders covered by sleeves, a jacket or evening stole/scarf

## Court Members

Collars with the jewel of office should be worn at all events, other than casual ones.

### Contact and more information through the Clerk

Phillip Hyde - Clerk    Worshipful Company of Lightmongers  
1 Manor House Gardens High Street. London E11 2RU    Tel: 020 8989 9006  
clerk@lightmongers.co.uk    www.lightmongers.co.uk